




# St. Columba's Catholic Primary School




## Story Year 1

Text Structure	Sentence	Useful Vocabulary	Word Classes	Punctuation
<p>Beginning or end of narrative signalled e.g. one day</p> <p>Ideas grouped together for similarity.</p> <p>Attempts at third person writing. e.g. The wolf was hiding.</p> <p>Written in the appropriate tense. (mainly consistent) e.g. Goldilocks was... Jack is...</p>	<p>Simple sentences, starting with a pronoun and a verb e.g. He went home</p> <p>Simple connectives are used to construct simple sentences e.g. and, but, then, so.</p>	<p>Year 1 ambitious vocabulary used</p> <p>Range of size adjectives used e.g. big, small</p> <p>Range of colour adjectives used e.g. red, blue</p> <p>Range of emotion words used e.g. sad, angry, cross</p> <p>Pronouns: I, she, he, they.</p> <p>Conjunctions: and, but, then, or, this</p> <p>Prepositions: up, down, in, into, out, to, onto</p> <p>Time connectives: first, then, next</p> <p>Once upon a time, one day, happily ever after</p>	<p><u>Noun</u> What a noun is. Regular plural nouns with 'er'</p> <p><u>Verbs</u> Third person, first person singular. Ending added to verbs where there is change to root. Simple past tense 'ed'</p> <p><u>Adjectives</u> Add 'er' and 'est' to adjectives where no change is needed to root word.</p> <p><u>Connectives/conjunctions</u> Join words and sentences using and/then.</p> <p><u>Tense</u> Simple past tense 'ed'.</p>	<p>Use spaces to separate words.</p> <p>Begin to use full stops.</p> <p>Begin to use exclamation marks.</p> <p>Capital letters for start of sentence, names, personal pronouns.</p> <p>Read words with contractions.</p>



# St. Columba's Catholic Primary School




## Story Year 2

Text Structure	Sentence	Useful Vocabulary	Word Classes	Punctuation
<p>Sentences organised chronologically indicated by time related words e.g. finally</p> <p>Divisions in narrative may be marked by sections/paragraphs</p> <p>Connections between sentences make reference to characters e.g. Peter and Jane/ they</p> <p>Connections between sentences indicate extra information e.g. but they got bored or indicate concurrent events e.g. as they were waiting</p>	<p>Subject/verb sentences e.g. He was... They were... It happened...</p> <p>Simple connectives and, but, then, so, when link clauses</p> <p>Speech-like expressions in dialogue e.g. Chill out!</p> <p>Use simple adverbs e.g. quickly, slowly.</p> <p>Use simple noun phrases e.g. massive field</p>	<p>Year 2 ambitious vocabulary used Time connectives: after, after that, at that moment, by next morning, in the end, one day, next morning, soon, as soon as, until, when, while, later, soon, never, now, tomorrow, finally, in the end, in conclusion, ultimately, to conclude, to summarise</p> <p>Conjunctions: who, because</p> <p>Adverbs: suddenly, quickly, slowly, carefully, nervously, excitedly, happily, lazily, angrily, slowly, truthfull</p>	<p><u>Noun</u> Form nouns using suffixes and compounding. Expanded noun phrases for description. Add 'es' to nouns.</p> <p><u>Verbs</u> Progressive form of verbs in the past and present tense. Add 'es', 'ed' and 'ing' to verbs.</p> <p><u>Adjectives</u> Add 'er' and 'est' to adjectives where no change is needed to root word.</p> <p><u>Connectives/conjunctions</u> Subordination - when, if, that, because Coordination - or, and, but.</p> <p><u>Tense</u> Correct and consistent use of past and present tense.</p> <p><u>Adverbs</u> 'ly' added to adjective to form adverb.</p>	<p>Use spaces that reflect the size of the letters.</p> <p>Use full stops correctly.</p> <p>Use question marks correctly.</p> <p>Use exclamation marks correctly.</p> <p>Use capital letters correctly.</p> <p>Apostrophes for contractions.</p> <p>Possessive apostrophes for singular nouns.</p> <p>Commas to separate items in lists.</p>




# St. Columba's Catholic Primary School




## Story Year 3

Text Structure	Sentence	Useful Vocabulary	Word Classes	Punctuation
<p>Time and place are referenced to guide the reader through the text e.g. in the morning Organised into paragraphs e.g. When she arrived at the bear's house..</p> <p>Cohesion is strengthened through relationships between characters e.g. Jack, his, his mother, her</p>	<p>Simple sentences with extra description.</p> <p>Some complex sentences using because, which, where etc.</p> <p>Tense consistent e.g. typically past tense for narration, present tense in dialogue</p> <p>Dialogue is realistic and conversational in style e.g. Well, I suppose...</p> <p>Verbs used are specific for action e.g. rushed, shoved, pushed Adverbials e.g. When she reached home...</p> <p>Expanded noun phrases e.g. two horrible hours</p>	<p>Year 3 ambitious vocabulary used</p> <p>Connectives: also, however, therefore, after the, just then, furthermore, nevertheless, on the other hand, consequently, immediately, as soon as</p> <p>Adverbs: very, rather, slightly</p>	<p><u>Noun</u> Form nouns using prefixes. Nouns and pronouns used to avoid repetition.</p> <p><u>Verbs</u> Present perfect forms of verbs instead of 'the'</p> <p><u>Adjectives</u> Choose appropriate adjectives.</p> <p><u>Connectives/conjunctions</u> Express time and cause (when, so, before, after, while, because)</p> <p><u>Tense</u> Correct and consistent use of past and present tense.</p> <p><u>Adverbs</u> Introduce/revise adverbs. Express time and cause; then, next, soon.</p>	<p>Introduce possessive apostrophes for plural nouns.</p> <p>Introduce inverted commas.</p>




# St. Columba's Catholic Primary School




## Story Year 4

Text Structure	Sentence	Useful Vocabulary	Word Classes	Punctuation
<p>Link between opening and resolution</p> <p>Links between sentences help to navigate the reader from one idea to the next e.g. contrasts in mood angry mother, disheartened Jack</p> <p>Paragraphs organised correctly to build up to key event</p> <p>Repetition avoided through using different sentence structures and ellipsis</p>	<p>Variation in sentence structures e.g. while, although, until</p> <p>Use embedded/relative clauses e.g. Marcus, who grinned slyly at the teacher,...</p> <p>Include adverbs to show how often or add subtlety of meaning e.g. exactly, suspiciously</p> <p>Tense changes appropriate; verbs may refer to continuous action e.g. will be thinking</p>	<p>Year 4 ambitious vocabulary used</p> <p>Connectives: in addition, furthermore, consequently, in the end, much later on, moreover, in due course, eventually</p>	<p><u>Noun</u> Nouns and pronouns used for clarity and cohesion. Noun phrases expanded by the addition of modifying adjectives, nouns and prepositional phrases.</p> <p><u>Verbs</u> Standard English forms for verbs.</p> <p><u>Adjectives</u> Choose appropriate adjectives</p> <p><u>Connectives/conjunctions</u> Use a wide range of connectives.</p> <p><u>Tense</u> Correct use of past and present tense.</p> <p><u>Adverbs</u> Know what an adverbial phrase is. Fronted adverbials Comma after fronted adverbials</p>	<p>Apostrophe to mark singular and plural possession.</p> <p>Commas after fronted adverbials.</p> <p>Use inverted commas and other punctuation to indicate direct speech.</p>



# St. Columba's Catholic Primary School




## Story Year 5

Text Structure	Sentence	Useful Vocabulary	Word Classes	Punctuation
<p>Sequence of plot may be disrupted for effect e.g. flashback</p> <p>Opening and resolution shape the story</p> <p>Structural features of narrative are included e.g. repetition for effect</p> <p>Paragraphs varied in length and structure.</p> <p>Pronouns used to hide the doer of the action e.g. it crept into the woods</p>	<p>Sentence length varied e.g short/long.</p> <p>Active and passive voice used deliberately to heighten engagement. e.g. the ring was removed from the drawer</p> <p>Wide range of subordinate connectives e.g. whilst, until, despite.</p> <p>Embedded subordinate clauses are used for economy or emphasis</p> <p>Figurative language used to build description (sometimes clichéd) e.g. the crowd charged like bulls</p> <p>Repetition is used for effect e.g. the boys ran and ran until they could run no more</p>	<p>Year 5 ambitious vocabulary used</p>	<p><u>Noun</u> Locate and identify expanded noun phrases.</p> <p><u>Verbs</u> Use modal verbs. Prefixes for verbs; dis, de, mis, over, ise, ify. Convert adjectives in verbs using suffixes; ate, ise, ify.</p> <p><u>Adjectives</u> Choose appropriate adjectives</p> <p><u>Connectives/conjunctions</u> Use a wide range of connectives.</p> <p><u>Tense</u> Change tense according to features of the genre.</p> <p><u>Adverbs</u> Know what an adverbial phrase is. Fronted adverbials Comma after fronted adverbials. Adverbials of time, place and number.</p>	<p>Consolidate previous learning.</p> <p>Brackets Dashes Colons Semi colons</p>



# St. Columba's Catholic Primary School



## Story Year 6

Text Structure	Sentence	Useful Vocabulary	Word Classes	Punctuation
<p>The story is well constructed and raises intrigue.</p> <p>Dialogue is used to move the action on who heighten empathy for central character</p> <p>Deliberate ambiguity is set up in the mind of the reader until later in the text</p>	<p>Viewpoint is well controlled and precise e.g. Maggie stared dejectedly at the floor; her last chance had slipped from her grasp.</p> <p>Modifiers are used to intensify or qualify e.g. insignificant amount, exceptionally</p> <p>Sentence length and type varied according to purpose.</p> <p>Fronted adverbials used to clarify writer's position e.g. As a consequence of his selfish actions...</p> <p>Figurative language used to build up description e.g. everyone charged like a deer pack under threat</p> <p>Complex noun phrases used to add detail e.g. The distinctive sapphire ring is slowly removed from her slender hand.</p> <p>repositional phrases used cleverly. e.g. In the messy scramble for the bag.</p>	<p>Year 6 ambitious vocabulary used.</p>	<p><u>Noun</u> Expanded noun phrases to convey complicated information concisely.</p> <p><u>Verbs</u> Use modal verbs. Prefixes for verbs; dis, de, mis, over, ise, ify. Convert adjectives in verbs using suffixes; ate, ise, ify.</p> <p><u>Adjectives</u> Choose appropriate adjectives</p> <p><u>Connectives/conjunctions</u> Use a wide range of connectives.</p> <p><u>Tense</u> Change tense according to features of the genre.</p> <p><u>Adverbs</u> Link ideas across a text using cohesive devices such as adverbials.</p>	<p>Use a wide range of punctuation throughout the writing.</p>